

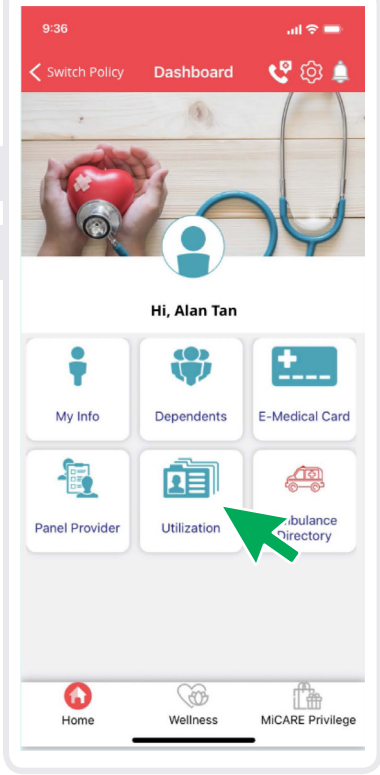
MyMed Mobile Guide:

Tracking Inpatient Guarantee Letter (GL)

Step 1




Log in to your MyMed app and locate the **“Utilization”** section



Step 2



Click on **“Guarantee Letter (GL)”**



Step 3



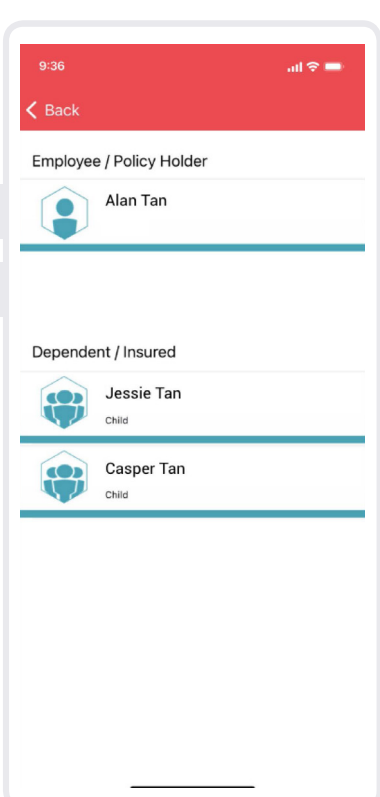
Select **“Track Inpatient GL”**



Step 4



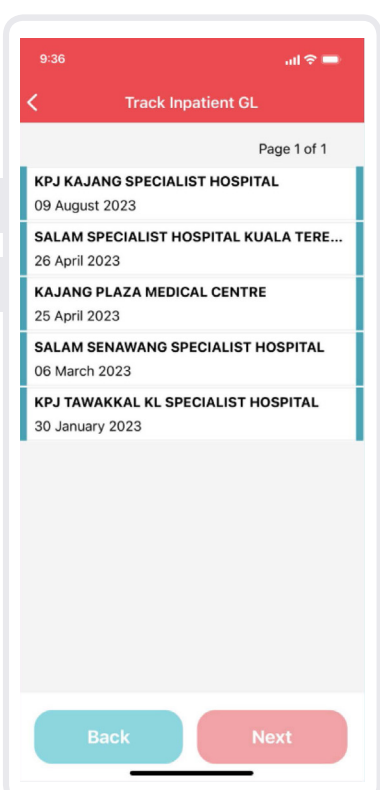
Choose the **policyholder** who is requesting the GL




Step 5



Select the requested **Hospital** and the **Date**



Step 6



Your GL request now is **in motion**

